

C. Diff (Clostridium Difficile)

Collection Instructions for St. Elizabeth Healthcare








For collection at home, follow your healthcare provider's instructions about how to collect the sample.

Instructions:

- Wash hands before collecting sample.
- Place plastic "hat" on commode. Do not urinate in hat, or mix urine or toilet paper with sample. For stool collection only (do not retrieve stool sample from the toilet).
- Pour sample from hat into specimen cup, or use transfer device (paddle, wooden stick or plastic spoon) to place stool in provided plain container (no preservatives in container).
- Only send stool that meets Type 5 or higher per chart.



Bristol stool chart

Type 1		Separate hard lumps, like nuts (hard to pass)
Type 2		Sausage-shaped but lumpy
Type 3		Like a sausage but with cracks on its surface
Type 4		Like a sausage or snake, smooth and soft
Type 5		Soft blobs with clear-cut edges (passed easily)
Type 6		Fluffy pieces with ragged edges, a mushy stool
Type 7		Watery, no solid pieces, Entirely liquid

- Place name and date of birth on the container. Keep paperwork separate from sample.
- Refrigerate sample and return to the lab within 24 hours.
- Wash your hands after collecting the sample.

All specimens must be delivered to the outpatient lab during business hours only. This reduces the chance of a recollect. If you have an emergency after hours, please deliver specimen to the Edgewood Main Laboratory.

Your doctor will discuss the results of these tests with you on your return visit. If you have any questions regarding collection, you may call (859) 301-5649 or (859) 301-2170 for assistance.