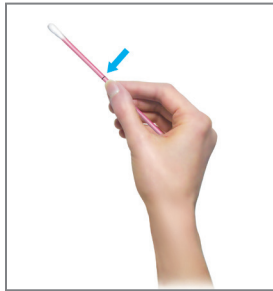


Aptima® Multitest Swab Specimen Collection Kit



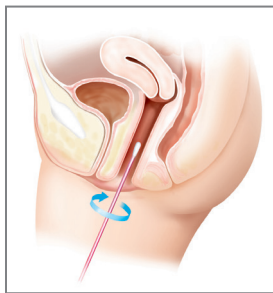
Patient collection procedure guide

Collection for vaginal swab specimens

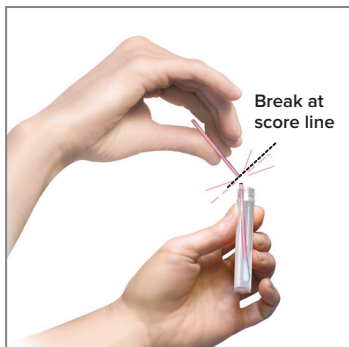


Wash hands before starting. If you have any questions about this procedure, please ask your healthcare provider.

Partially peel open the swab package and remove the swab. Do not touch the soft tip or lay the swab down. **If the soft tip is touched, laid down or dropped, request a new Aptima Multitest Swab Specimen Collection Kit.** Hold the swab, placing thumb and forefinger in the middle of the shaft over the black score line.



Carefully insert the swab into the opening of the vagina, about 2 inches (5 cm), and gently rotate the swab for 10 to 30 seconds. Make sure the swab touches the vaginal walls so that moisture is absorbed by the swab. Withdraw the swab without touching the skin.



While holding the swab in your hand, unscrew the tube cap. Do not spill the tube contents. **If the tube contents are spilled, request a new Aptima Multitest Swab Specimen Collection Kit.** Immediately place the swab into the transport tube so the black score line is at the top of the tube. Align the score line with the top edge of the tube and carefully break the swab shaft. The swab will drop to bottom of the vial. Discard the top portion of the shaft.



Tightly screw the cap onto the tube.
Return the tube as instructed by your healthcare provider.

Hologic provides this collection procedure guide as a general informational tool only; it is not an affirmative instruction or guarantee of performance. It is the sole responsibility of the clinician to read and understand the appropriate package insert and comply with applicable local, state and federal rules and regulations.

hologic.com | diagnostic.solutions@hologic.com | +1.888.484.4747

DS-01553-001 Rev. 003 © 2017 Hologic, Inc. All rights reserved. Hologic, The Science of Sure, Aptima and associated logos are trademarks and/or registered trademarks of Hologic, Inc. and/or its subsidiaries in the United States and/or other countries. This information is intended for medical professionals in the U.S. and other markets and is not intended as a product solicitation or promotion where such activities are prohibited. Because Hologic materials are distributed through websites, eBroadcasts and tradeshows, it is not always possible to control where such materials appear. For specific information on what products are available for sale in a particular country, please contact your Hologic representative or write to diagnostic.solutions@hologic.com.