












Clinical Microbiology Laboratory Specimen Collection Guidance Operating Room / Radiology

	Blood		Tissue/ biopsy			Wound	Body Fluid WCMC	Body Fluid LMH	Urine
	Blood Culture Adults	Blood Culture Pediatrics	Bacterial Aerobic/ Anaerobic Culture	Bacterial Aerobic only Culture ¹	Acid-Fast Bacillus/ Fungal Culture ¹	Bacterial Aerobic/ Anaerobic Culture ²	Body Fluid Culture ³	Body Fluid Culture ³	Urine (all sources)
Specimen Container									
Direct Specimen Examination	✗	✗	✓	✓	✓	✓	✓ ⁴	✓	✗
Bacterial Aerobes Cultured	✓	✓	✓	✓	✗	✓	✓	✓	✓
Bacterial Anaerobes Cultured	✓	✗	✓	✗	✗	✓	✓	✓	✗ ⁶
Mycobacteria (Acid-Fast Bacillus) Cultured	✗	✗	✗	✗	✓	✗	✓ ⁵	✓	✗ ⁷
Fungal (Yeast and Moulds) Cultured	✗ (<i>Candida</i> spp. recovered)	✗ (<i>Candida</i> spp. recovered)	✗	✗	✓	✗	✓ ⁵	✓	✗ ⁷
EPIC Order	C Bld	C Bld	C Tiss/Biop Aer/Ana	C Tiss/Biop	C AFB and/or C Fungal	C Wound, C Ana, C Wound Aer/Ana	C Body Fluid, C AFB ⁵ , C Fungal ⁵	C Body Fluid, C Ana, C AFB, C Fungal	C Urine, C Ana ⁶ , C AFB ⁷ , C Fungal ⁷

¹ If only aerobic bacterial culture is required (*i.e.*, no anaerobic bacterial culture), specimen for aerobic bacterial, AFB and fungal cultures can be sent in a single sterile container. **Place the specimen in a sterile container on sterile gauze moistened with sterile non-bacteriostatic saline.**

² Can be ordered as aerobic, anaerobic, or aerobic/anaerobic culture

³ Body fluid includes: abdominal, amniotic, ascites, biliary, cyst, pancreatic, pericardial, peritoneal, pleural, synovial, and PD fluid

⁴ Direct specimen examination only performed if specimen also received in sterile container

⁵ AFB and/or fungal culture(s) only performed if specimen also received in a sterile container

⁶ Bacterial anaerobic cultures are only performed for suprapubic aspirate specimens collected in an anaerobic transport system

⁷ AFB and/or fungal culture(s) only performed if 50 mL of urine received in a sterile container

Blood Culture (NYP – WCMC/LMH)

Collection Kit

Blood Culture Adults



Aerobes
(Includes *Candida* species)

1. Remove flip-off cap from BACTEC vial top and inspect vial for cracks, contamination, excessive cloudiness, and bulging or indented septums. DO NOT USE if any defect is noted. Before inoculating, swab septum with alcohol (iodine is not recommended).
2. Aseptically inject or draw directly 8 – 10 mL of specimen per vial.
3. Submit promptly to the Clinical Microbiology Laboratory.



Anaerobes

Min Volume 3 mL
Max Volume 10 mL

Blood Culture (NYP – WCMC/LMH)

Collection Kit

Blood Culture Pediatrics





1. Remove flip-off cap from BACTEC vial top and inspect vial for cracks, contamination, excessive cloudiness, and bulging or indented septums. DO NOT USE if any defect is noted. Before inoculating, swab septum with alcohol (iodine is not recommended).
2. Aseptically inject or draw directly 0.5 – 5 mL of specimen into the vial.
3. Submit promptly to the Clinical Microbiology Laboratory



Aerobes
(Includes *Candida* species)

Min Volume 0.5 mL
Max Volume 5 mL

Blood		
	Blood Culture Adults (EPIC Order: C Bld)	Blood Culture Pediatrics (EPIC Order: C Bld)
Specimen Container		
Direct Specimen Examination	x	x
Bacterial Aerobes Cultured	✓	✓
Bacterial Anaerobes Cultured	✓	x
Mycobacteria (Acid-Fast Bacillus) Cultured ¹	x	x
Fungal (Yeast and Moulds) Cultured ¹	x (<i>Candida</i> spp. recovered)	x (<i>Candida</i> spp. recovered)
Lawson #	BD BACTEC Blood Culture Collection Kit - Lawson # 508587	BACTEC Pediatric Bottle Lawson # 502761

¹Refers to the Clinical Laboratories at NewYork-Presbyterian/Weill Cornell Test Directory for Mycobacteria and Fungal Blood Cultures

<https://www.testmenu.com/nyphweillcornell/Tests/255370>

<https://www.testmenu.com/nyphweillcornell/Tests/255358>

Tissue/Biopsy Culture (NYP – WCMC/LMH) Collection Kit

Bacterial Aerobic/Anaerobic Culture, Bacterial Aerobic Only Culture, Acid-Fast Bacillus/Fungal Culture



Gram Stain
Aerobes
Anaerobes

“Send the blob not the swab”






Gram Stain
Aerobes
Mycobacteria
Fungal

*Place specimen in sterile container on sterile gauze moistened with sterile non-bacteriostatic saline

1. Open tube by screw cap and **keep tube upright.**
2. Place tissue on surface of semisolid medium; **inserting tissue into the gel is not necessary.**
3. Immediately close tube. Oxygen contact within medium should be minimized.
4. Once inoculated, keep at room temperature, and deliver to the Clinical Microbiology Laboratory for processing as soon as possible.

Tissue/Biopsy

	Bacterial Aerobic/Anaerobic Culture (EPIC Order: C Tiss/Biop Aer/Ana)	Bacterial Aerobic only Culture ¹ (EPIC Order: C Tiss/Biop)	Acid-Fast Bacillus/ Fungal Culture ¹ (EPIC Order: C AFB and/or C Fungal)
Specimen Container			
Direct Specimen Examination	✓	✓	✓
Bacterial Aerobes Cultured	✓	✓	✗
Bacterial Anaerobes Cultured	✓	✗	✗
Mycobacteria (Acid-Fast Bacillus) Cultured	✗	✗	✓
Fungal (Yeast and Moulds) Cultured	✗	✗	✓
Lawson #	Anaerobic Tissue Transport Medium - Lawson # 421163	Sterile Container – Consult with General Store for Lawson # Sterile Gauze – Lawson # 139689 Sterile Non-Bacteriostatic Saline – Lawson # 173755	Sterile Container – Consult with General Store for Lawson # Sterile Gauze – Lawson # 139689 Sterile Non-Bacteriostatic Saline – Lawson # 173755

¹ If only aerobic bacterial culture is required (*i.e.*, no anaerobic culture), specimen for aerobic bacterial, AFB and fungal cultures can be sent in a single sterile container. **Place the specimen in a sterile container on sterile gauze moistened with sterile non-bacteriostatic saline.**

Wound Cultures (NYP – WCMC/LMH)

Collection Kit

Bacterial Aerobic/Anaerobic Culture



1. Following sample collection, place swab immediately in transport tube containing transport medium (includes polypropylene screw-cap tube with 1 mL of Liquid Amies transport medium and flocked swab for specimen collection)
2. Remove screw cap from tube and insert swab all the way to bottom of tube.
3. Hold tube away from your face. Holding end of swab shaft, bend it at a 180 degrees angle to break at marked breakpoint. If needed, gently twist shaft between thumb and forefinger to completely remove it.
4. Screw the cap on tightly to prevent leakage.
5. Submit promptly to the Clinical Microbiology Laboratory.




Aerobes

(Gram stain included)



Anaerobes

*****Unless absolutely necessary, do not use for Tissue/Biopsy or Body Fluid**

Wound	
	Bacterial Aerobic/Anaerobic Culture (EPIC Order: C Wound, C Ana, C Wound Aer/Ana)
Specimen Container	
Direct Specimen Examination	✓
Bacterial Aerobes Cultured	✓
Bacterial Anaerobes Cultured	✓
Mycobacteria (Acid-Fast Bacillus) Cultured	✗
Fungal (Yeast and Moulds) Cultured	✗
Lawson #	Eswab - Lawson # 449970

*****Unless absolutely necessary, do not use for Tissue/Biopsy or Body Fluid**

Body Fluid Culture (NYP – WCMC) Collection Kit Body Fluid Culture

BACTEC Lytic Aerobic Bottle Sterile Container



Gram Stain
Aerobes
Mycobacteria
Fungal

BACTEC Lytic Anaerobic Bottle



Anaerobes

1. Remove flip-off cap from BACTEC vial top and inspect vial for cracks, contamination, excessive cloudiness, and bulging or indented septums. DO NOT USE if any defect is noted. Before inoculating, swab septum with alcohol (iodine is not recommended).
2. Aseptically inject or draw specimen (min volume 3 mL / max volume 10 mL).
3. Inoculate remaining fluid into sterile container using aseptic techniques.
4. Submit promptly to the Clinical Microbiology Laboratory.

Body Fluid Cultures (NYP - LMH)

Collection Kit

Body Fluid Culture

Sterile Container



Anaerobic Tissue Transport Medium





Aerobic only/Gram Stain
Mycobacteriology and Fungal
Culture

Aerobic/**Anaerobic**/Gram Stain



No swabs
Keep tube upright

<h1>Body Fluid</h1>		
	Body Fluid Culture ¹ WCMC (EPIC Order: C Body Fluid, C AFB, C Fungal)	Body Fluid Culture ¹ LMH (EPIC Order: C Body Fluid, C Ana, C AFB, C Fungal)
Specimen Container		
Direct Specimen Examination	✓ ²	✓
Bacterial Aerobes Cultured	✓	✓
Bacterial Anaerobes Cultured	✓	✓
Mycobacteria (Acid-Fast Bacillus) Cultured	✓ ³	✓
Fungal (Yeast and Moulds) Cultured	✓ ³	✓
Lawson #	BD BACTEC Blood Culture Collection Kit - Lawson # 508587 Sterile Container – Consult with General Store for Lawson #	Anaerobic Tissue Transport Medium - Lawson # 421163 Sterile Container – Consult with General Store for Lawson #

¹ Body fluid includes: abdominal, amniotic, ascites, biliary, cyst, pancreatic, pericardial, peritoneal, pleural, synovial, and PD Fluid

² Direct specimen examination only performed if specimen also received in sterile container

³ AFB and /or fungal culture(s) only performed if specimen also received in sterile container

Urine Cultures (NYP – WCMC/LMH) Collection Kit

Urine (all sources)

STEP 1

(OPERATING ROOM/RADIOLOGY)

- 1) Obtain BD Vacutainer Urine Collection Cup (Blue top w/ hole) **(a)** (*Do not place on the field*).
- 2) Receive specimen cup with urine **(b)** from Surgeon and/or Scrub Technician (*Place on a solid surface*).
- 3) Remove lid from BD Vacutainer Urine Collection Cup (Blue top w/ hole) **(a)** and remove lid from specimen with urine in it **(b)**. Place BD Vacutainer Urine Collection Cup (Blue top w/ hole) **(a)** lid on specimen itself (*Depending on the specimen cup it may or may not lock in place*).
- 4) Using specimen tubes **(c)** and **(d)** which come with urine specimen kit, collect specimens and label them using an Epic specimen label.



(c) BD Vacutainer® Urinalysis Urine Tubes (Lawson # 463890) - minimum volume 7 mL / max volume 9 mL

(d) BD Vacutainer® C&S Preservative Urine Tubes (Lawson # 403126) - minimum volume 3 mL

Urine Cultures (NYP – WCMC/LMH) Collection Kit

Urine (all sources)

STEP 2

(ALL LOCATIONS)



Recovery of



Aerobes


(Does not include gram stain, anaerobic, mycobacteriology, or fungal cultures)

Anaerobes – only from suprapubic bladder aspirate
Send in anaerobic transport medium
Mycobacteriology and/or Mycology – Send 50mL in sterile container



To transfer specimen into evacuated tube from BD Vacutainer Urine Collection Cup (Blue top):

1. Place cup upright on clean, flat surface. Container may be tipped at an angle if specimen volume is limited.
2. Peel back label on cap to expose integrated transfer device.
3. Place evacuated tube into cavity on cap, stopper down. Advance tube over puncture point to pierce stopper.
4. **BD Vacutainer® C&S Preservative Urine Tubes should be filled first when collecting multiple tubes.**
5. Hold tube in position until filled.
6. Remove tube from integrated transfer device.
7. For all BD Vacutainer® Preservative Urine Tubes, mix tubes 8–10 times by inversion.
8. Repeat steps 3-6 if another tube is to be filled.
9. Replace label over integrated transfer device cavity and reseal. Use caution to avoid contact with needle when replacing label.
10. Submit promptly to the Clinical Microbiology Laboratory.

Urine	
	Urine (all sources) (EPIC Order: C Urine, C Ana ¹ , C AFB ² , C Fungal ²)
Specimen Container	
Direct Specimen Examination	x
Bacterial Aerobes Cultured	✓
Bacterial Anaerobes Cultured	x ¹
Mycobacteria (Acid-Fast Bacillus) Cultured	x ²
Fungal (Yeast and Moulds) Cultured	x ²
Lawson #	BD Urine Collection Kit - Lawson # 496259

¹ Bacterial anaerobic cultures are only performed for suprapubic aspirate specimens collected in anaerobic transport system

² AFB and/or fungal culture(s) only performed if 50 mL of urine received in sterile container

Clinical Microbiology Phone Numbers

- Specimen Processing Area – 746-2400
- Blood Culture Bench – 746-9206
- Urine Culture Bench – 746-2413
- Wound Culture Bench – 746-5979

Refer to Clinical Laboratories at NewYork-Presbyterian/ Weill Cornell Test Directory for more information

<https://www.testmenu.com/nyphweillcornell>
