




















# Order of Draw

Tube Closure Color	Collection Tube	Mix by Inverting	Min. Clot Time
	 Blood Cultures – SPS	8 to 10 times	N/A
	 Citrate Tube (Light Blue)	3 to 4 times	N/A
	 Serum Separator Tubes (Gold and Tiger)	5 times	30 minutes
	 Serum Tube (Red)	5 times (plastic) None (glass)	60 minutes
	 Rapid Serum Tube (Orange)	5 to 6 times	5 minutes
	 Plasma Separator Tube	8 to 10 times	N/A
	 Heparin Tube (Green)	8 to 10 times	N/A
	 EDTA Tube (Lavender)	8 to 10 times	N/A
	 PPT Separator Tube (Pearl)	8 to 10 times	N/A
	 Fluoride Tube (Gray)	8 to 10 times	N/A

