













Cheyenne Regional Medical Center

Laboratory

COLOR	Container	Additive	Most Common Test	Special Note
PURPLE TOP BLUE TOP PINK TOP		Culture Medium	Blood Cultures Bacterial and / or Fungal (If AFB specified, call Lab for instructions)	For adults inoculate each bottle with 10 mL of blood. For pediatric patients, inoculate the single pediatric bottle with 5mL of blood. Must be drawn with a syringe and butterfly.
LIGHT BLUE		Sodium Citrate	PT, APTT, Fibrinogen, Coagulation Studies, D-Dimer	Sample tube MUST be filled to the indicator line for valid test results. DO NOT add two partially filled tubes together.
RED	 Centrifuge	PLAIN SERUM	CEA, Digoxin, Lithium, Theophylline, Gentamicin, Tegretol (Carbamazepine)	Drug levels must have the time and date of the last dose. Allow tube to clot. Centrifuge tube and then pour off serum into properly labeled container.
RED / YELLOW CENTER RING	 Centrifuge	SERUM GEL	Hepatitis Panels, HIV, PSA, Serum Pregnancy, Vitamin D, Progesterone, Vancomycin, TPO Antibody	Invert tubes to ensure proper mixing of the clot activator. Clotting time is 30 minutes. Tube must be centrifuged
GREEN / YELLOW CENTER RING	 Centrifuge	HEPARIN	BMP, CMP, Lipid, Cholesterol, Hepatic Function, Electrolytes, Albumin, Amylase, Bilirubin, CK, CkMB, Magnesium, Phosphorus, Potassium, Renal Function Panel, Sodium, Thyroid Tests (TSH, T4, FT4, T3U), Testosterone, Uric Acid,	Invert tubes to ensure proper mixing of the additive. Tube will NOT Clot. Tube must be centrifuged to separate plasma from RBC.

GREEN		Lithium Heparin	Ammonia - On Ice STAT Ionized Calcium - On Ice Carbon Monoxide	DO NOT centrifuge
PURPLE		EDTA	Complete Blood Count (CBC) Erythrocyte Sedimentation Rate (ESR) Hemoglobin A1C (HgB A1C) BNP	Do NOT over fill tube. Invert tube to ensure proper mixing of additive. If clotted, specimen can NOT be tested.
PINK		K2 EDTA	Antibody Screen & ID ABO / Rh Antibody Titer	Blood band must accompany specimen to the lab for transfusion. Patient name and DOB, collector's initials, Date/Time of draw.
GREY		Sodium Fluoride / Potassium Oxalate	Glucose, Lactic Acid	Lactic acid MUST be sent on ice.
ROYAL BLUE		LAVENDER Strip EDTA LT.BLUE Strip K2 EDTA RED Strip NO Additive	Lead Level Heavy Metals Trace Metals	Additive in the tubes are indicated by the color of strip on the label.